

2015-2016 EDUCATION SURVEY RESULTS

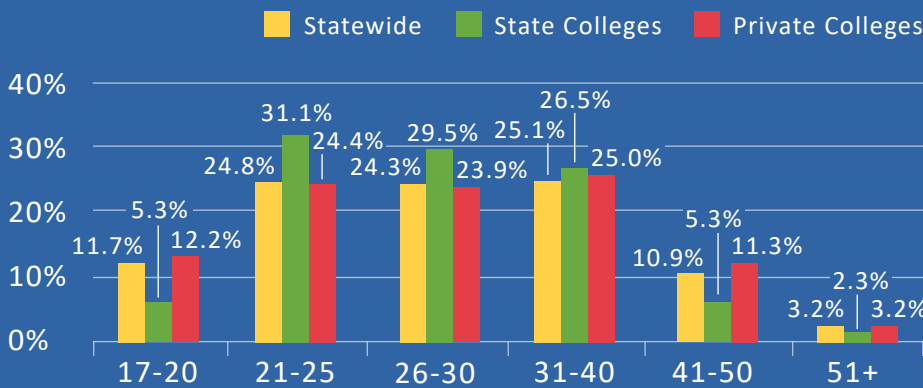
LPN PROGRAMS

EACH YEAR the Florida Center for Nursing surveys nursing programs in the state to analyze trends in nursing education capacity and faculty supply and demand. The information below represents the key findings regarding the **LPN (Licensed Practical Nurse)** education system in Florida. The overall LPN survey response rate was 54%.

HIGHER RATES were observed in Florida College System programs at 77%; these schools are referred to as “State Colleges” in this summary. The response rate for all other LPN programs, referred to as “Private Colleges”, was 46%.

AGE OF NURSING STUDENTS

Most of the pre-licensure students are between the ages of 21 years and 40 years.



2,430
LPN students

TAUGHT BY


486
full-time and part-time faculty




8%
of all enrollees are in STATE COLLEGES

GENDER OF NURSING STUDENTS

Statewide:



State Colleges:

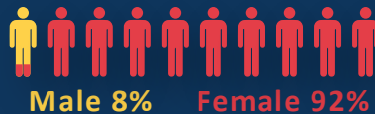


Private Colleges:

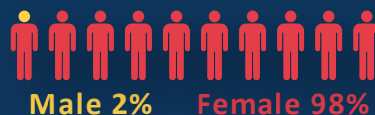


GENDER OF NURSING FACULTY


Statewide:



State Colleges:



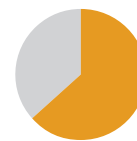
Private Colleges:



Nursing students and faculty are predominately **FEMALE**

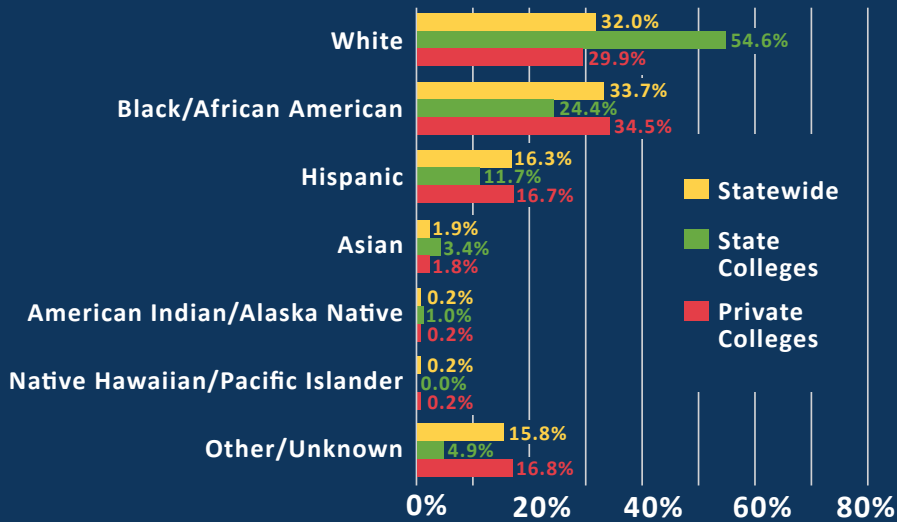


1,797
students have graduated who are prepared to take the **NCLEX-PN EXAM** to be employed in entry-level LPN positions

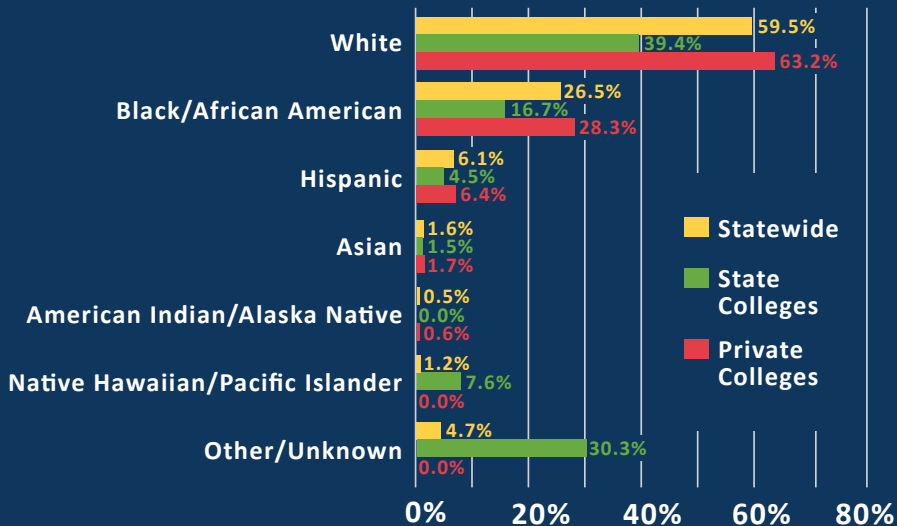


63.6%
of nurses who reported they work in an academic setting are **OVER THE AGE OF 50**
 (According to the 2014-2015 nurse supply survey)

RACE/ETHNICITY OF NURSING STUDENTS



RACE/ETHNICITY OF NURSING FACULTY



BARRIERS TO FACULTY RECRUITMENT

LPN programs cite a non-competitive salary and a limited qualified applicant pool as the primary barriers to faculty recruitment.



Salary Not Competitive

35 total (61.4%) : **6 total (85.7%)** : **29 total (58.0%)**

Limited Qualified Applicant Pool

24 total (42.1%) : **4 total (57.1%)** : **20 total (40.0%)**

Cost of Living

7 total (12.3%) : **0 total (0.0%)** : **7 total (14.0%)**

Geographic Location

6 total (10.5%) : **1 total (14.3%)** : **5 total (10.0%)**

BARRIERS MAXIMIZING PROGRAM CAPACITY

A limited number of clinical sites and a lack of qualified student applicants are the two key factors that prevented the admission of more students in LPN programs.



Lack of Qualified Student Applicants



Limited Clinical Sites



Lack of Campus Resources



Lack of Qualified Faculty Applicants



Lack of Funds to Hire Faculty

	Statewide	State Colleges	Private Colleges
Lack of Qualified Student Applicants	31 total (33.7%)	4 total (36.4%)	27 total (32.9%)
Limited Clinical Sites	21 total (22.8%)	4 total (36.4%)	17 total (20.7%)
Lack of Campus Resources	14 total (15.2%)	2 total (18.2%)	12 total (14.6%)
Lack of Qualified Faculty Applicants	12 total (13.0%)	0 total (0.0%)	12 total (14.6%)
Lack of Funds to Hire Faculty	11 total (12.0%)	1 total (9.1%)	10 total (12.2%)