

January 2019

Review of Florida's Nursing Education Programs, Academic Year 2017-18

At a Glance

Consistent with Florida Statute 464.019, the Florida Center for Nursing evaluated program-specific data for approved and accredited nursing programs for Academic Year (AY) 2017-18. This report considers program approval, capacity, enrollment, and graduation for AY 2017-18, program characteristics as of Fall 2018, and changes over time.

- ❖ The state of Florida had **356 pre-licensure nursing education programs**,¹ a 108% net increase since the 2009 statutory modifications.²
- ❖ The Board of Nursing has comprehensively **approved 357 of 384 (93%) of new program applicants** since the 2009 law took effect.
- ❖ 4 RN and 1 PN programs were terminated in 2018; 2 RN programs closed voluntarily.
- ❖ 26 RN and 12 PN programs were placed on probation in 2018; 8 RN and 4 PN programs received extensions to existing probations.
- ❖ 61% of active pre-licensure RN programs were **accredited** as of October 2018.
- ❖ The number of **seats available for new students decreased by 11%** although new student enrollment increased (9%).
- ❖ **Total student enrollment decreased 4%** between September 2017 and 2018.
- ❖ 83% of nursing program students were **retained** or graduated in AY 2017-18.
- ❖ Graduation rates increased for all program types except ADN Bridge programs.
- ❖ **77% of AY 2015-16 graduates were employed in patient care or healthcare** related industries at some point during 2017.

Scope

The Florida Legislature directs the Florida Center for Nursing to annually review and report on nursing program approval, capacity, enrollment, graduation and accountability processes.³ The review considers education programs' self-reported program characteristics in addition to information obtained from the Board of Nursing and the Florida Department of Education's Florida Education and Training Placement Information Program (FETPIP). A subsequent report on nursing licensure exam data for the 2018 calendar year will be provided, as data were not available from the National Council of State Boards of Nursing at the time of publication.

¹ Current count includes programs active on the Florida Board of Nursing website in September 2018.

² Previous reports indicate a total of 171 pre-licensure nursing programs in Florida in 2009.

³ Prior to 2018, reports were generated by the Office of Program Policy and Government Accountability (OPPAGA). In 2017, Florida Statute 464.019 directed the Florida Center for Nursing to provide this review and report through January 30, 2020.

Background

Ch. 464, *Florida Statutes*, authorizes the Florida Board of Nursing (FBN) to adopt rules, discipline nurses violating regulations, and approve and monitor education programs to ensure quality nursing practice in Florida. FBN reviews new nursing program applications and determines program approval. It also monitors approved nursing programs by reviewing student licensing exam scores on the National Council of State Boards of Nursing Licensing Examination (NCLEX).

In 2009, the Legislature modified program approval and termination processes in statute to address nursing shortages and encourage a growth in the number of nurse education programs. **Since this modification, the number of nursing programs has more than doubled.** However, not all programs are able to meet other legislative requirements such as minimum average graduate licensure exam passage rate, and some have been put on probation or terminated.

The 2014 Legislature made further efforts to improve program quality, establishing nursing licensure exam passage rate standards and requiring registered nurse (RN) programs to be accredited within five years after enrolling the first students.⁴ **Programs must be accredited by a specialized nursing accrediting agency nationally recognized by the United States Secretary of Education.**

In 2017, Florida Statute 464.019 was amended to include an Implementation Study, directing the Florida Center for Nursing (FCN) to report on and evaluate the effectiveness of statutory changes on “increasing the availability of nursing education programs and the production of quality nurses.”

Report Aims and Method

The Florida Center for Nursing requested data from 356 programs with NCLEX codes via an online survey. The Center provided a minimum of four email invitations and reminders to the last known contact provided by the Board of Nursing.⁵ Surveys were accessible between October 1, 2018 and November 14, 2018.⁶ Programs were surveyed about the 2017-18 Academic Year (AY).

Nursing programs include prelicensure programs offered by Florida state universities, colleges, public school districts, private institutions licensed by the Commission for Independent Education, private institutions that are members of the Independent Colleges and Universities of Florida (ICUF), and religious institutions authorized by law to offer nursing programs. RN to BSN programs are not represented in this report.

This report considers characteristics of 252 responding programs with student data. Among the 356 pre-licensure programs surveyed, a total of 292 submitted valid responses (82% response rate). Survey participation increased by 4.7% since the previous survey cycle. Of the 292 respondents, 40 did not have students enrolled during AY 2017-18. Among the 40 programs with no student enrollment, 75% were proprietary, for-profit schools. Proprietary schools comprised 49% of all responding pre-licensure programs.

⁴ RN programs with students enrolled prior to July 1, 2014 must be accredited by July 1, 2019.

⁵ Additional outreach efforts were made via phone and additional organization partnerships when email addresses were deemed invalid/undeliverable, and to encourage participation as deadlines approached.

⁶ The duration of the survey window was extended to accommodate programs in the Florida panhandle that were affected by Hurricane Michael in October 2018.

Since programs are required to comply with information requests relevant to this report, the Center provided a report to the Florida Board of Nursing (FBN) with a list of non-responding programs to encourage appropriate action. The report is attached here as Appendix A.

Findings

Florida Pre-licensure Nursing Education Programs and Curriculum Offerings

As of September 2018, Florida has had a net increase of 185 pre-licensure nursing education programs since the 2009 legislation (108%).

At the time of survey distribution, 356 nursing education pre-licensure programs were active in the state. Between the 2016-17 and 2017-18 academic year survey cycles, Florida lost 27 programs⁷ and gained 26 new programs.⁸ Counts do not include RN to BSN programs in Florida.

Since AY 2016-17, the number of BSN programs increased,⁹ while the number of ADN and LPN programs decreased slightly.

Figure 1 describes the survey participants with enrolled students by program type and tracks offered. Among the 252 respondents,¹⁰ 95 offered licensed practical nursing certificates, 109 offered an associate degree in nursing, and 49 offered nursing baccalaureate degrees. Program participants offered one or more tracks within each pre-licensure NCLEX code, such as generic/traditional curriculum tracks, and/or second degree/bridge curriculum (expedited programs based on previous nursing licensure or experience).

Figure 1: In Academic Year 2017-18, 252 Florida Nursing Education Programs Offered Licensed Practical Nursing Certificates, Associates Degrees, and Baccalaureate Degrees

Licensed Practical Nursing (LPN) 95 Programs Offered	Associate Degree in Nursing (RN) 108 Programs Offered	Bachelor of Science in Nursing (BSN) 49 Programs Offered
<ul style="list-style-type: none"> • 95 Generic Tracks • 1 Bridge Track 	<ul style="list-style-type: none"> • 107 Generic Tracks • 45 Bridge Tracks 	<ul style="list-style-type: none"> • 45 Generic Tracks • 20 Second Degree Tracks

Source: 2018 FCN survey of nursing education programs and analysis

Board of Nursing Approval and Program Monitoring

Since legislative changes took effect in in July 2009, the Florida Board of Nursing (FBN) approved a total of 357 new nursing programs.¹¹

⁷ NCLEX codes no longer listed on BON site between previous and current survey cycle, not unique tracks. Includes 14 ADN programs, 3 BSN programs, and 10 LPN programs.

⁸ NCLEX codes added since the previous survey cycle (11 ADN, 9 BSN, and 6 LPN programs).

⁹ Does not include RN to BSN programs

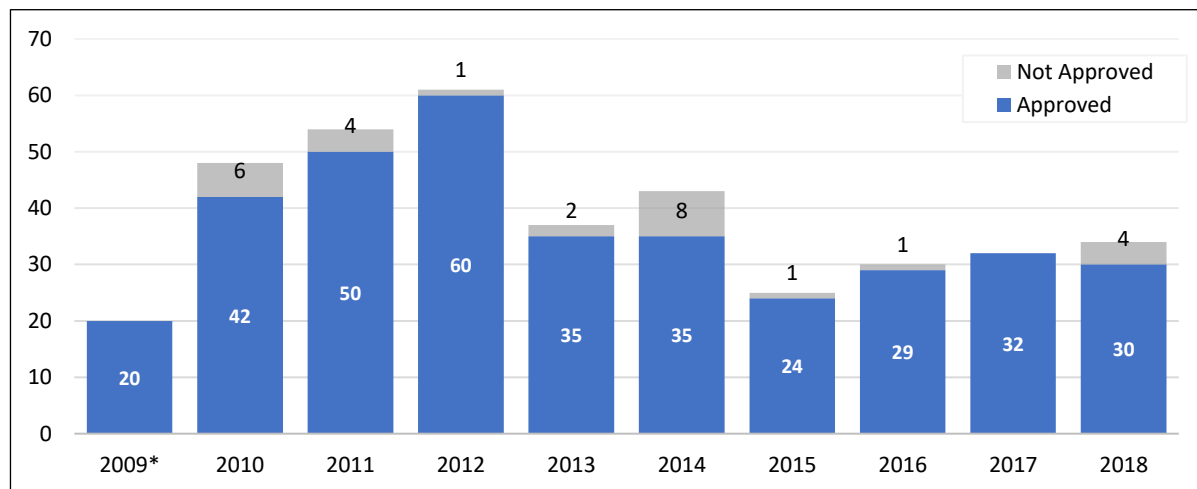
¹⁰ Each unique NCLEX code represents one respondent.

¹¹ As of December 13, 2018. Source: List of all program applicants and outcomes received from FBN.

In the 2018 calendar year, FBN received 34 applications; 30 were approved and 4 were not approved.¹² Among the four programs not approved, one was ineligible due to statutory waiting period requirements¹³ and three were ineligible due to recent program closures or existing programs on probation.¹⁴ **Approvals were evenly split between new LPN (33.3%), ADN (33.3%), and BSN (33.3%) programs.**

Figure 2 depicts the applicant pool and approval rates since July 2009, by year. The number of approved applications in 2018 was slightly lower than those approved in 2017. Yet, the average number of applicants for the past three calendar years has remained relatively consistent.

Figure 2: Since July 2009, the Florida Board of Nursing Approved 357 New Pre-Licensure Nursing Education Programs



* data include applicants after July 2009 when legislative changes took effect

Note: Trend data may differ from previous reports. Annual totals were recalculated using FBN data received Dec. 2018, with a list of all nursing program applicants and outcomes between Feb. 2007 and Dec. 2018.

Not all programs have been able to meet requirements specified by law, and some were put on probation or terminated. During the 2018 calendar year, the Florida Board of Nursing (FBN) monitored program compliance with statutory requirements related to graduate passage rates and annual report submissions, pursuant to Florida Statute 464.019. In 2018...¹⁵

- **26 RN and 12 PN programs were placed on probation¹⁶**
- **8 RN and 4 PN programs were granted extensions to probations**
- **29 RN and 14 PN programs directors were required to appear before the board**
- **4 RN and 1 PN programs were terminated**
- **1 RN and 2 PN programs were reversed from probation to approved status**
- **2 RN programs voluntarily closed**

¹² Ten (10) programs were approved in 2018 after the start of the survey cycle and are not included in the FCN survey response population. Five (5) did not complete a survey, fifteen (15) had no enrollment.

¹³ Florida Statute 464.019(7)(d)

¹⁴ Florida Statute 464.019(5)(a)(2)

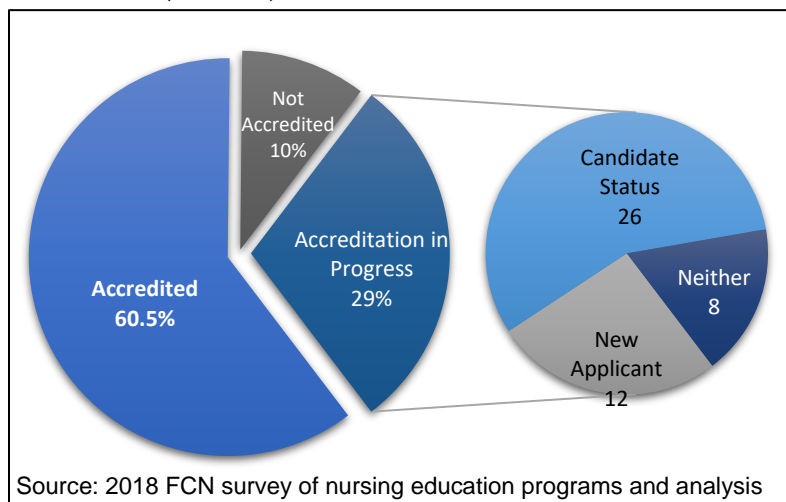
¹⁵ According to Florida Center for Nursing's analysis of FBN 2018 public Board Meeting Minutes.

¹⁶ One (1) of the RN programs was placed on probation upon vacating a Notice of Intent to Terminate

Nursing Education Program Accreditation

Figure 3 depicts proportions of RN programs by accreditation status. As of the 2018 survey cycle, 95 of the 157 ADN and BSN nursing education programs (60.5%) in Florida were accredited. **The proportion of accredited schools decreased by 1.2% since the previous survey cycle.**

Figure 3: 60.5% of RN Program Survey Participants Were Accredited (N = 157)



Forty-six (46) additional ADN and BSN programs were in the process of accreditation at the time of survey completion, and 16 programs were not yet working toward accreditation.

Of the programs in the process of accreditation, 57% were in candidate status, 26% were new applicants, and 17% had not achieved either status.

Although there was a slight decrease in accredited RN programs, the number of accredited associate degree (ADN) programs (49%)

increased by 5%, while the proportion of accredited BSN programs (86%) decreased 4%. This may relate, in part, to an increase in the number of new BSN programs offered, as an additional 10% of BSN programs were in the process of accreditation and only 4% had not yet started working toward accreditation.

Although state law does not require practical nursing programs (LPNs) to achieve accreditation, 8% of LPN respondents were accredited and 10% were in the process of accreditation.

Nursing Education Program Capacity

Compared to AY 2016-17, the overall number of seats available for new students decreased, while enrollment of new students increased for AY 2017-18 (see Table 1). The number of seats for new nursing students decreased by 11%.

Table 1: Program Seats for New Students and Number of Applications Decreased, while Qualified Applicants, and Number of Admits and Enrolls Increased since AY 2016-17

Capacity Measure	2013-14	2014-15	2015-16	2016-17	2017-18	% Change from 2016-17
# Seats for New Students	48,157	51,590	43,186	31,544	28,074	-11%
# Applications Received	63,241	63,066	53,023	59,467	59,346	-0.2%
# Qualified Applicants	42,468	42,014	37,214	37,796	39,393	4%
# Students Admitted	29,481	30,169	26,404	25,629	27,653	8%
# Students Admitted & Enrolled	25,869	26,306	23,500	21,779	23,747	9%

Source: 2018 FCN survey of nursing education programs and analysis

Note: Counts should be interpreted with caution as response rates vary over time and counts exclude programs that neglected to provide program information.

While enrollment of new students increased, **overall total student enrollment declined (4.1%) between September 2017 and September 2018.**^{17,18} Practical nursing programs experienced the greatest decrease in enrollment (-15%), although traditional Bachelor of Science programs also experienced a 10% decrease in total student enrollment compared to reported enrollment in 2017 (Table 2). Generic Associate Degree in Nursing and Bachelor of Science in Nursing – Second Degree program enrollment increased since 2017.

Table 2: Total Student Enrollment Decreased Overall; BSN Second Degree and ADN Program Enrollment Increased

Curriculum Type	2013-14	2014-15	2015-16	2016-17	2017-18	% Change from 2016-17
Practical Nursing (LPN) – Generic	7,487	7,464	6,063	5,884	4,986	-15.3%
Practical Nursing (LPN) – Bridge	295	111	142	230	†	†
Associate (ADN) – Generic	20,603	21,567	17,611	18,383	18,878	2.7%
Associate (ADN) – Bridge	4,398	4,306	3,045	3,709	3,524	-5.0%
Bachelor's (BSN) – Generic	6,446	8,115	7,998	8,671	7,808	-10.0%
Bachelor's (BSN) – 2nd Degree	987	1,203	1,370	1,303	1,416	8.7%
TOTAL ENROLLMENT	40,216	42,766	36,229	38,180	36,612	-4.1%

† Bridge program data not available to retain anonymity; fewer than 5 programs reported program information

Note: Counts should be interpreted with caution as response rates vary over time and counts exclude programs that neglected to provide program information.

A decrease in available seats and student enrollment impacts the availability of nursing programs and the production of quality nurses in Florida. Additional research efforts are needed to further monitor and identify the impact of this trend.

Student Retention

Retention rates consider the proportion of a cohort of newly enrolled students that have graduated or are still enrolled one year later, compared to those that leave without completing their degree program. Survey participants were asked to report on the status of a cohort of students one year after their first enrollment in either Spring, Summer, or Fall 2016.

Participants reported a total of 8,967 students enrolling for the first time during Spring, Summer, or Fall 2016 in generic/traditional pre-licensure programs.¹⁹ Practical Nursing certificate programs enrolled 1,866 new students, traditional Associate Degree programs enrolled 4,995 new students, and pre-licensure Bachelor of Science in Nursing programs enrolled 2,106 new students.

Overall, about 47% of the students enrolling in any pre-licensure program during Spring, Summer, or Fall 2016 were still enrolled one year later. Another 36% graduated, and 17% left the programs without completing.²⁰ LPN programs had the highest rate of attrition (20%), followed by ADN

¹⁷ Total student enrollment represents all students enrolled at any stage of the corresponding program, as of September 30, 2018.

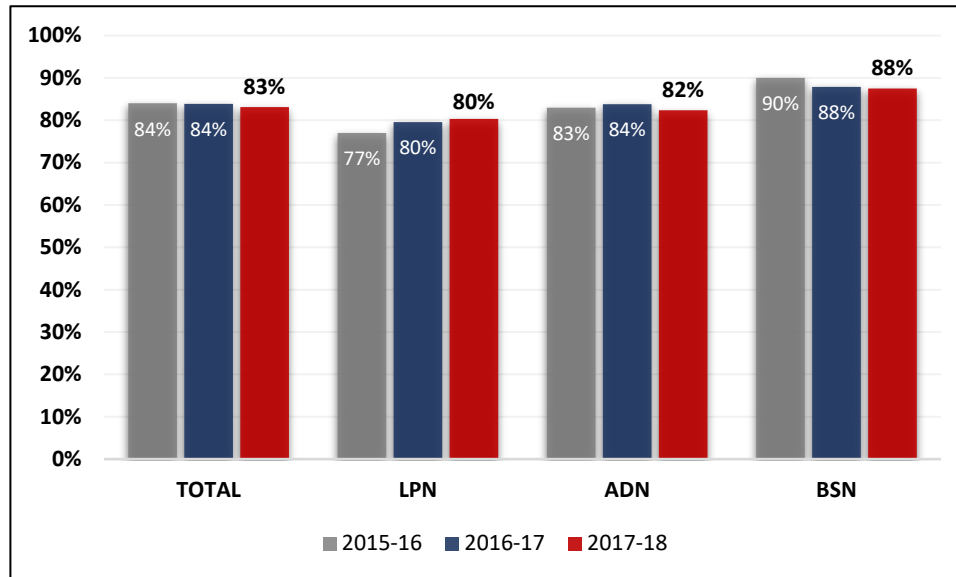
¹⁸ Some fluctuation in counts may be attributed to respondent error. A total of 60 participants indicated their total student enrollment was the same as their new student enrollment but did not indicate that they enrolled students for the first time in 2017-18.

¹⁹ Information on bridge (LPN, ADN) or second degree (BSN) program retention is not available

²⁰ This research does not consider whether students left a program and re-enrolled in another.

programs (18%). BSN programs reported approximately 13% of their enrollees left without completing within one year.

Figure 4: Retention Rates in Generic/Traditional Pre-Licensure Programs (Still Enrolled or Graduated) One Year After Enrollment (n =224) ⁱ



ⁱ Participants provided one-year retention for a cohort of students newly enrolled in Spring, Summer, or Fall 2016. Some overlap may be present from previous and current survey cycles

Figure 4 describes retention rates (graduation + still enrolled) by program type, for the past three years. **Compared to the previous survey cycle, overall retention rates decreased by 1%.** There were minor fluctuations in LPN and BSN retention, and ADN retention decreased by 2%. Declining retention rates affect Florida’s ability to produce new, quality nurses. However, retention rate trends should be interpreted with caution as response rates vary over time and rely on consistent responses to ensure adequate comparisons. ²¹

Student Graduation

AY 2017-18 participants reported higher graduation rates for all pre-licensure program types except Associate Degree Bridge programs compared to AY 2016-17.

As shown in Figure 5 (next page), second degree BSN programs experienced the greatest increase in graduation rates (47%), as reported by survey respondents. However, numbers of second degree BSN graduates remain low compared to all other programs, thus rate increases may appear more drastic.

Increases in graduation rates may contribute to increases in the production of nurses, but further information is needed regarding licensure passage and employment in the nursing profession, following their graduation.

²¹ The number of programs providing retention information increased from 197 in the previous survey cycle to 224 in the current survey cycle. Increased survey responses may provide more accurate representation of total population.

Generic/traditional ADN programs graduated over 1,300 more students in 2017-18 compared to AY 2016-17, and generic/traditional BSN programs produced 305 more graduates than the previous academic year.

ADN bridge programs experienced a 10% net decrease in graduates during 2017-18 compared to 2016-17, according to survey respondents reporting on bridge programs.

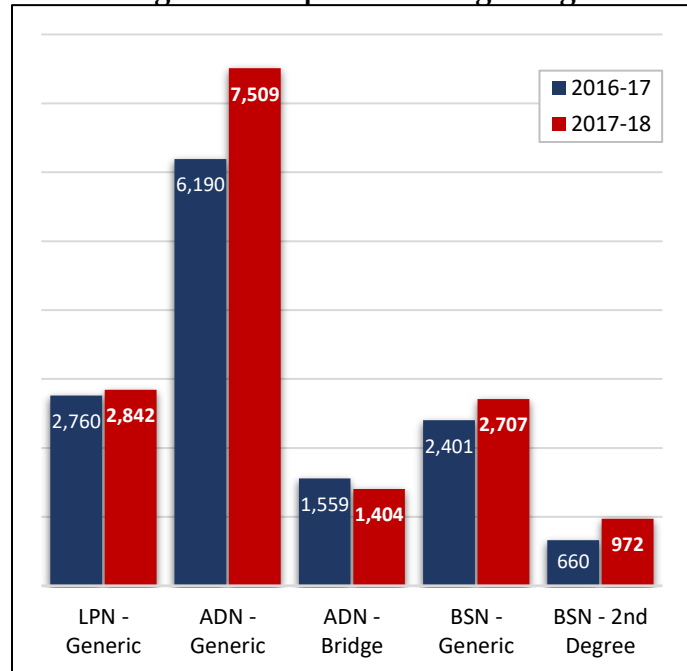
Employment Status of Graduates

The following section explores the 2017 employment of AY 2015-16 graduates of pre-licensure programs with active nursing licenses in 2017. Only nurses who received their *initial* license following their AY 2015-16 graduation are included here to best represent the number of *new* nurses that may potentially work in the state of Florida.

Licensure status, graduation, and employment data were obtained from the Florida Department of Health (FDOH). Unemployment insurance and continuing education data were obtained from the Florida Department of Education’s Florida Education and Training Placement Information Program (FETPIP). At the time of this report, FETPIP data was current as of the end of 2017. Analyses give a snapshot of nurse employment in Florida in the calendar year following their graduation/licensure (AY 2015-16).²²

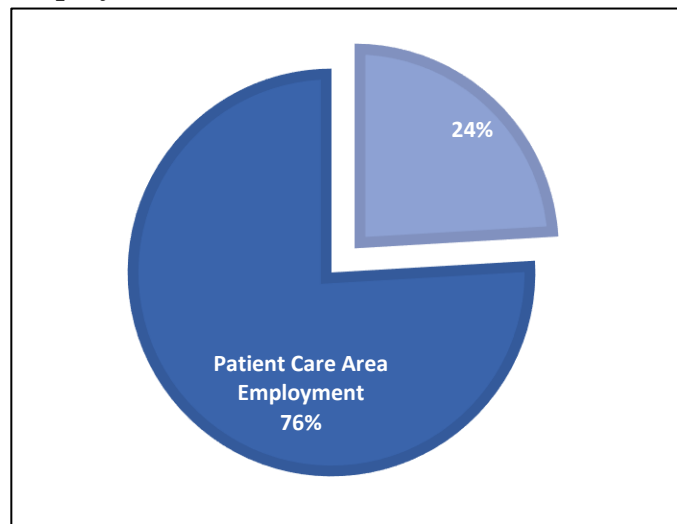
There were 16,663 new graduates in AY 2015-16 with active nursing licenses in 2017.²³

Figure 5: Graduation Rates Increased Since 2016-17 for All Programs Except ADN Bridge Programs



Note: Counts should be interpreted with caution as response rates vary over time and counts exclude programs that neglected to provide program information.

Figure 6: 76% of AY 2015-16 Graduates were Employed in Patient Care Areas in 2017



Source: FCN analysis of DOH and FETPIP data

²² Cases were filtered to students with a graduation date between September 1, 2015 and August 31, 2016 to represent AY 2015-16 graduates. Only graduates of pre-licensure degree programs and graduates whose original license date followed the date of their 2015-16 graduation are included., to target new graduates rather than those advancing their education after working in nursing in Florida.

²³ Includes only nurses with an ACTIVE and eligible to practice license status. This does not represent ALL graduates of nursing programs during 2015-16, nor does it represent all nurses with active licenses in 2017.

Among the AY 2015-16 graduates of prelicensure programs who received their first nursing license in Florida following their graduation, and held active licenses during 2017...

- 66% graduated between January and August 2016.
- 75% received their original license in 2016; 13% received their original license in 2017.
- 83% hold a rank of Registered Nurse. Only 17% are Licensed Practical Nurses (LPNs).
- 3% held active licenses in 2017 but went delinquent due to non-renewal in 2018.

Employment data do not indicate employee roles or position titles, but licensed nurses working in patient care areas may *likely* have been employed as a nurse. **Seventy-six percent (76%) of graduates were employed in patient care areas at some point during 2017.** This does not represent the number of licensed nurses *currently* working in patient care. This proportion represents graduates who (likely) became employed as practical or professional nurses in the state at some point following their education and licensure. Only 1% were employed in other health care related industries not considered patient care settings (e.g. insurance, research, etc.). Another 26% were employed in non-healthcare settings at some point in 2017.

No employment records were found for 15% of the new AY 2015-16 graduates with active nursing licenses in 2017 (represents 16% of RN and 11% of LPN licensees). This suggests that graduates with active licenses were either employed outside of Florida or were unemployed for the entire calendar year.

Twenty-four percent (24%) of graduates with active licenses in 2017 were continuing education in AY 2016-17 and/or AY 2017-18. Only 1% of all graduates continuing education were not employed in the state of Florida in any industry in 2017. This may suggest that licensed nurses are continuing their education beyond their initial license while maintaining employment, either to advance their capabilities as nurses or become more marketable to move into an employment industry more fitting to their preferences.

Nineteen percent (19%) were employed in more than one industry (patient care, healthcare related, or non-healthcare) during 2017. This includes licensed nurses working in multiple industries at the same time, and those who may have left or entered employment in healthcare throughout the year.

More research is needed to track the employment pathways of nurses entering or leaving patient care or healthcare industries. Additional research is needed to identify characteristics of licensed nurses working in non-healthcare settings at the same time, or in place of, healthcare or patient care settings.²⁴ Preliminary estimates suggest 77% were employed in patient-care industries in the last quarter of 2017.

²⁴ Employment data included industries of employment identified at each quarter of the 2017 calendar year, but analysis does not currently include the ability to track pathways into or out of healthcare and patient care industries throughout the year. Analyses also do not include the ability to track the combination of employment types (e.g. patient care + non-healthcare or healthcare related + non-healthcare, etc.)

APPENDIX A

REVISED: FLORIDA CENTER FOR NURSING'S 2018 SURVEY OF NURSING PROGRAMS NON-PARTICIPATION AMONG PRE-LICENSURE PROGRAMS

Florida Statute 464.019 requires the Florida Center for Nursing (FCN) to collect and evaluate program-specific data for education programs and indicates “[t]he department and each approved program or accredited program shall comply with requests for data from the Florida Center for Nursing.” The following document provides the Florida Board of Nursing (BON) with a list of contacted programs that did not provide responses to this data request during the 2018 survey cycle.

The 2018 Florida Center for Nursing’s Survey of Nursing Programs targeted 356 programs. Program and contact information were acquired through the BON website¹ and direct contact with BON.

Among the 356 programs included in the sample, 139 were Practical Nursing programs, 141 were Associate Degree programs, and 76 were pre-licensure BSN programs. Each program’s last known contact received a minimum of four email invitations/reminders beginning on October 1, 2018, and FCN engaged in additional direct outreach efforts to encourage survey participation.² The overall response rate was approximately 82.6%.

Table 1: 2018 Florida Center for Nursing Survey of Nursing Programs Response Rate

	Survey Participants ³	Non- Responders	Response Rate
Number of Programs	294	62	82.6%
<u>Program Type</u>			
LPN Programs	112	25	81.8%
ADN Programs	119	24	83.2%
BSN Programs	63	13	82.9%
Did not Submit in 2017	36	32	-
Became Inactive During Survey Cycle	4	1	-
New Program Since Last Survey Cycle	18	8	-

Two Year Comparison

The response rate increased 5% from 2017. Thirty-six (36) programs surveyed in both years did not participate in 2017 but *did* participate in 2018. Improved responses may be attributed to additional direct outreach, improved descriptive language in invitations, and/or improved program capabilities and administration. On the other hand, among the 62 non-responders, 32 programs did not participate in 2017 or 2018.⁴ Eight (8) non-completers were newly licensed after October 1, 2017. The remaining 21 non-responders submitted a response in the previous cycle. Direct contact was attempted for each program, and several confirmed their knowledge of the survey.

¹ Full list of nursing education programs at <https://apps.mqa.doh.state.fl.us/MQASearchServices/NursingPrograms>

² Email invitations were sent on Oct. 1. Some programs received invitations one or more days later when emails were undeliverable and alternate contacts were needed. Reminders were sent on Oct. 17 and Oct. 24. A third and final formal reminder was sent on Nov. 1, including a one-week extension to accommodate schools affected by Hurricane Michael. Direct outreach efforts were attempted via phone and email between ~Oct. 19th and Nov. 14th to programs that had not started or completed surveys. Schools active in nursing organizations received additional reminders via their group’s leadership.

³ One additional survey response was submitted but refused for notably questionable responses (see Table 2). Two survey respondents were included in these counts as completed although they did not click submit prior to the survey deadline. A review of all incomplete submissions indicated that the provided responses were sufficiently complete.

⁴ Excludes programs not yet licensed during the 2017 survey cycle.

Additional Issues

Two programs submitted responses on time but did not provide any student information consistent with the statutory mandate. These two programs are included in the list of completers above, as they provided partial information (faculty only) but will not be included in the final report as no student information was provided.

70-198	Hebron Technical Institute	(no student info provided)
70-129	Premiere International College	(no student info provided)

Brilliant Academy Health Center submitted two surveys on time (NCLEX 70-257 and 70-4139) but provided duplicate information for the LPN program on both surveys. No information was provided for the ADN program (70-4139) thus this NCLEX has been added as a non-responder.

The following table lists all schools who did not submit a response.

Table 2: 2018 Florida Center for Nursing Survey of Nursing Program Non-Responders

NCLEX	School Name	No Response	
		2017	2018
70-4100	Advance Science College		X
70-4125 ⁵	Agape Academy of Sciences	X	X
70-4137	Agape University	-	X
70-5128	Agape University	-	X
70-411500	American College of Health & Sciences, LLC	X	X
70-1124	Annshellay Health Spa and Fitness Institute		X
70-4123	Annshellay Health Spa and Fitness Institute		X
70-5129	ASA College	-	X
70-716	Bethesda College of Health Sciences	X	X
70-1141	Bridgeway School of Nursing	-	X
70-1118	Brightmed Health Institute	X	X
70-4121	Brightmed Health Institute	X	X
70-4139	Brilliant Academy Health Center	-	X
70-210	Broward County Blanche Ely High School - LPN		X
70-218	Burnett International College		X
70-700	Burnett International College		X
70-1121	Carleen Health Institute of South Florida	X	X
70-1122	Carleen Health Institute of South Florida	X	X
70-1123	Carleen Health Institute of South Florida	X	X
70-512	Carleen Health Institute of South Florida	X	X
70-519	Carleen Health Institute of South Florida	X	X
70-521	Carleen Health Institute of South Florida	X	X
70-764	Carleen Health Institute of South Florida	X	X
70-765	Carleen Health Institute of South Florida	X	X
70-401	Chipola College		X
70-1136	Evolution Health Academy		X
70-4141	Evolution Health Academy	-	X
70-1116	Fernandina Beach College of Allied Health	X	X

⁵ This program was previously listed as 70-1125 as Agape Academy of Sciences submitted a response for 70-4125. However, this survey supplied information relating to the LPN program only, thus information was changed to indicate completion of the 70-1125 survey, and a non-response for 70-4125.

Table 2 (continued): 2018 FCN Survey of Nursing Program Non-Responders

NCLEX	School Name	No Response	
		2017	2018
70-745	Fernandina Beach College of Allied Health	X	X
70-762 ⁶	Florida College of Health Science, Inc. (Tampa)	X	(see note)
70-481	Gulf Coast State College		X
70-4135	Health Career Institute LLC	-	X
70-721	Hebron Technical Institute		X
70-285	Highfield Career Institute		X
70-1128	Hodges University		X
70-529	Hope College of Arts & Sciences	X	X
70-702	Hope College of Arts & Sciences	X	X
70-263	Hosanna College of Health, Inc.	X	X
70-517	Hosanna College of Health, Inc.	X	X
70-243	Ideal Professional Institute	X	X
70-763	Ideal Professional Institute, Inc	X	X
70-1100	J & J Healthcare Institute	X	X
70-1101 †	Kings Career Institute	X	X
70-153	Lindsey Hopkins Technical College		X
70-139	Medical Prep Institute of Tampa Bay	X	X
70-749	Med-Life Institute	X	X
70-510800	Miami Regional University		X
70-5119	Miami Regional University		X
70-1139	Renaissance Health Institute	-	X
70-4142	Renaissance Health Institute	-	X
70-281	Siena College of Health	X	X
70-770	Siena College of Health		X
70-192	Sigma Institute of Health Careers	X	X
70-247	South Florida Medical College	X	X
70-748	South Florida Medical College		X
70-111000	Step Medical Teaching/Learning, Inc	X	X
70-276	Trinity School of Nursing		X
70-7071	Universal Career School	X	X
70-532	Universidad Del Turabo - South Florida Campus		X
70-533	Universidad Del Turabo-Metro Orlando Campus		X
70-534	Universidad Del Turabo-Tampa Bay Campus		X
70-518	West Coast University	X	X
70-212	West Lawrence School of Nursing	X	X

† Program removed from BON website between start of survey cycle and its completion

⁶ This program submitted a response; however, a cursory review of the submission suggested notably questionable responses. Further review between Mary Lou Brunell and the Board of Nursing confirmed that responses provided were inconsistent with other known program information. Additional contact efforts to request revisions were unsuccessful, email and phone requests for information did not receive a response, and the survey response was rejected and deemed unsubmitted.