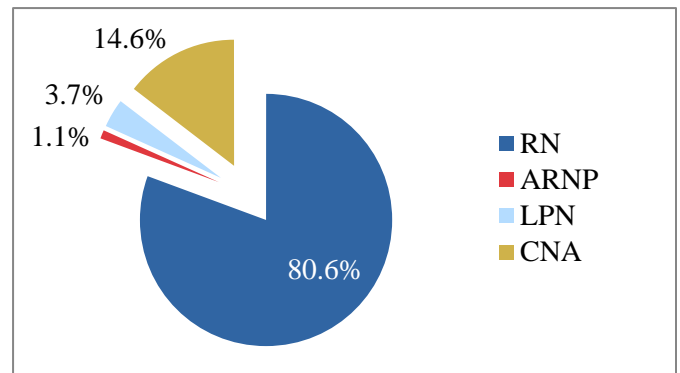


This data provides key results for Hospitals in Florida. Data are from the Florida Center for Nursing's 2011 Nurse Employer Survey, conducted from July through September 2011. 123 of the 267 hospitals (46.1%) within the state of Florida responded. Follow this link to access the full report: [Demand for Nurses in Florida: The 2011 Survey of Florida's Nurse Employers](#).

Employee Status as of June 30, 2011

Nurse Type	% permanent full-time	% permanent part-time	% per diem/agency
RNs – Direct Care	81.0	9.5	9.5
RNs – Indirect	91.0	5.9	3.1
ARNPs	89.8	7.9	2.2
LPNs	80.5	11.8	7.6
CNAs	83.0	8.7	8.3

Nursing Staff Mix by Category



Most hospital nurses work full-time, and fewer than 10% of the staff are per diem/agency. The staff mix of hospitals is approximately 80.6% RNs, both in direct and indirect care, 14.6% CNAs, and 3.7% LPNs.

Total Separations Reported by Hospital Responders

Nurse Type	Separations Reported
RNs - Direct	6,300
RNs - Indirect	416
ARNP	82
LPNs	369
CNAs	1,653

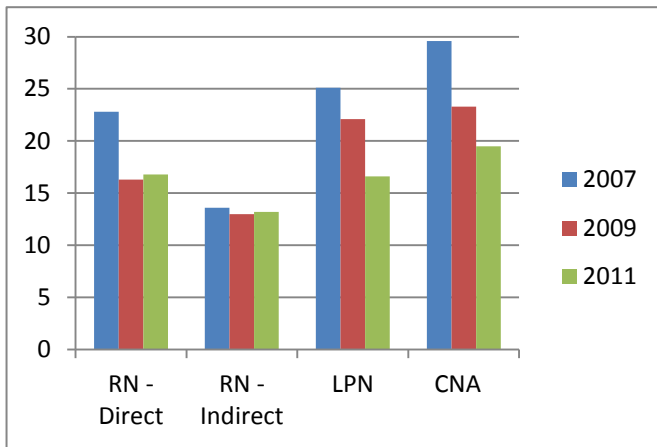
Facility-level Turnover Rates as Reported by Hospital Responders (7/1/2010 – 6/30/2011)

Type	Average Turnover Rate	50 th Percentile (Median) Turnover Rate
RNs - Direct	16.8	14.8
RNs - Indirect	13.2	8.7
ARNP	25.2	7.1
LPNs	16.6	13.4
CNAs	19.5	18.0

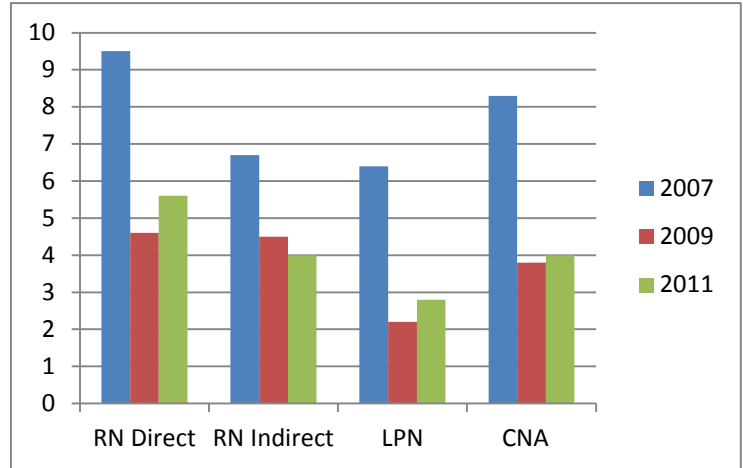
Note: The higher average rates indicate the presence of outliers that skew the average higher.

Respondents reported over 8,800 nursing personnel separations from hospitals between July 2010 and June 2011. Facility-level turnover rates ranged from an average of 13.0% for RNs employed in indirect care to 25.2% for ARNPs.

Trend in Hospitals Average Turnover Rates, 2007 to 2011

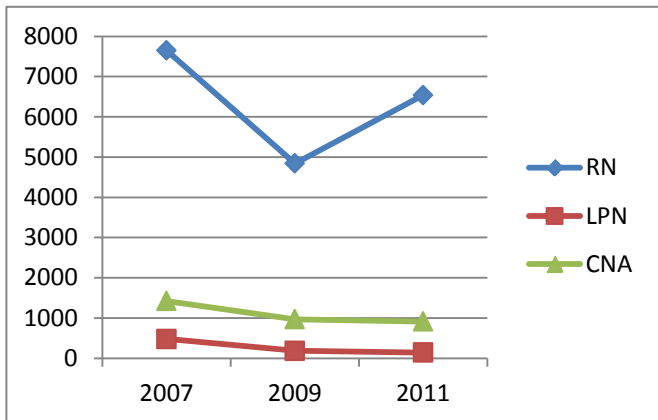


Hospitals Full-time Equivalent Vacancy Rates, 2007 to 2011



Average turnover rates for LPNs and CNAs have decreased since 2007. Turnover for RNs has remained about the same from 2009 to 2011. Vacancy rates have increased from 2009 to 2011 for direct care RNs and LPNs; but are still below 2007 levels.

Trends in Estimated Number of Vacancies in Hospitals Statewide, 2007 to 2011



The estimated number of vacancies for RNs in Hospitals has increased by over 1,500 positions from 2009 to 2011. Hospitals will create an estimated 2,675 new RN positions and 1,183 new CNA positions in 2012. Consider current vacancies, projected growth, and difficult to fill positions when planning for a future supply of nurses.

Combined Vacancies (as of June 30, 2011) and Projected Growth in Hospitals Statewide (through 2012)

	RN	LPN	CNA
Estimated Vacancies (2011)	6,539	143	914
Estimated Growth (2012)	2,675	60	1,183
Combined Total	9,214	203	2,097

Adult Critical Care RNs, Unit Managers, Cardiac Cath Lab, and OR are difficult to fill positions in hospitals.